

# IN & OUT™

WALL/CEILING

TYPE:

PROJECT NAME:

## IN & OUT

\_technical data

Design & Craftmanship, Elegance & Simplicity, Fabric & Light: in a word, In & Out. The aesthetic essentiality of the lamp actually hides a sophisticated design research and a productive knowledge at the highest levels.

The central metal parts are removable and can be assembled in two different positions, in order to change the central drawing of the lamp.

In this way, the design becomes unique and exclusive, furnishing with the same expressive power of a contemporary artwork.

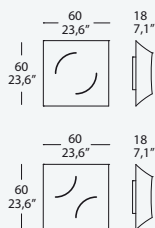


**Frame:** white polished finish metal.


**Diffuser:** white stretch removable and washable lycra.




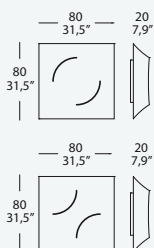
**B1:**White




**IN & OUT PP 60 FL**


2 x Max 10W E27 LED 

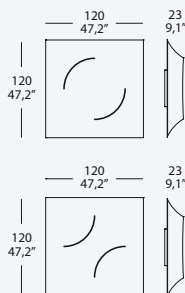
 IP 20 EAC




**IN & OUT PP 80 FL**


3 x Max 17,5W E27 LED 

 IP 20 EAC



**IN & OUT PL 120 FL**

3 x Max 17,5W E27 LED 

 IP 20 EAC

SPECIFICATION SHEET



SCANGIFT®

WWW.SCANGIFT.COM