

ROSÉE™

SUSPENSION

TYPE:

PROJECT NAME:



SPECIFICATION SHEET

Suspension composed by a blown borosilicate glass diffuser. The glass is 100% handmade in Italy which guarantees a high quality and a uniqueness to each glass. The glass diffuser is available clear, amber and smoked in 2 sizes: Ø200 mm and Ø170 mm. The SMALL element, Ø140 mm, is available in gold or chrome metalized. The metal structure in aluminum, which contains the GU10 light source, is available in brushed gold and brushed platinum finish. Bulbs not included.

SCANGIFT®

WWW.SCANGIFT.COM
Last updated: 5/18/21

ROSÉE™

SUSPENSION

TYPE:

PROJECT NAME:

SUSPENSION ELEMENTS

BIG

Ø 200 mm
(7.87")



CLEAR / PLATINUM
RSS1L20PSCR



SMOKED / PLATINUM
RSS1L20PSGR



CLEAR / GOLD
RSS1L20OSCR



AMBER / GOLD
RSS1L20OSAM

MEDIUM

Ø 170 mm
(6.69")



CLEAR / PLATINUM
RSS1L17PSCR



SMOKED / PLATINUM
RSS1L17PSGR



CLEAR / GOLD
RSS1L17OSCR



AMBER / GOLD
RSS1L17OSAM

SMALL

Ø 140 mm
(5.51")



GOLD
RSS14OS



CHROME
RSS14PS

Note: Small elements do not contain a light.
They are decorative only.

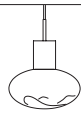
SPECIFICATION SHEET

ROSÉE™

SUSPENSION

TYPE:

PROJECT NAME:



1 X GU10
suitable for
LED lamps
Bulb not included

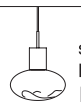
BIG Ø 200 mm
(7.87")

Structure brushed platinum

Clear glass	RSS1L20PSCRX
Smoked glass	RSS1L20PSGRX

Structure brushed gold

Clear glass	RSS1L20OSCRX
Amber glass	RSS1L20OSAMX



1 X GU10
suitable for
LED lamps
Bulb not included

MEDIUM Ø 170 mm
(6.69")

Structure brushed platinum

Clear glass	RSS1L17PSCRX
Smoked glass	RSS1L17PSGRX

Structure brushed gold

Clear glass	RSS1L17OSCRX
Amber glass	RSS1L17OSAMX

For Compositions: SMALL element can be added separately to composition with steel wire and gripper. Standard cable length 200 cm. (78.74")



Intertek

Canopy for single element



Canopy for 2x lights + 1x small element



See next page for compositions with canopies for up to 12x elements

FIXING OF GLASS ON METAL STRUCTURE



SPECIFICATION SHEET

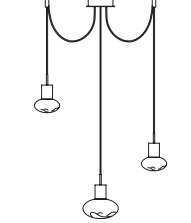
SCANGIFT®

TYPE:

PROJECT NAME:

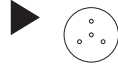
COMPOSITIONS

COMPO 3L




Ø 16
Ø 6.1/4"

COMPO3LBC
Canopy + 3 suspensions



COMPO 6L




Ø 16
Ø 6.1/4"

COMPO6LBC
Canopy + 6 suspensions



COMPO 9L



Ø 18
Ø 7.1/8"

COMPO9LBC
Canopy + 9 suspensions



COMPO 12L



Ø 18
Ø 7.1/8"

COMPO12LBC
Canopy + 12 suspensions

