

TYPE:

Suspension

PROJECT NAME:

120V

MODEL #



SHADE COLOR

FIXTURE HEIGHT

HALO

LED

VOLTAGE



SHADE OPTIONS

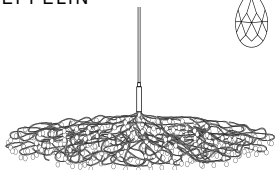
ST = STANDARD GCY 2 3 4 5 7 10 15 18 22



ZEPPELIN



A



120cm
(47.2")

MODEL - ZEPPELIN HL 12

LIGHT SOURCE OPTIONS

H = HALOGEN - 12 x 10W 12V G4
or
L = LED - 12 x 1.5W 12V 2700K WW
100 Lumens each LED 30,000 hours

FIXTURE HEIGHT OPTIONS (A)

32 = 32"
44 = 44"
56 = 56"

CH = Custom height available. Please contact our office.
NOTE 1: Suspension Rod is not field cuttable.
NOTE 2: Height stated above may vary + - 1" - 4" due to the fixture arms can be adjusted slightly as the fixture is hand made and organic in shape.

DIMMING NOTE:

HALOGEN VERSION - Dimmable with a Low-Voltage Electronic dimmer.
LED VERSION - Dimmable with a leading edge or trailing edge TRIAC dimmer.

SPECIFICATION SHEET

DESIGN















HARCOLOOR
DESIGN

HARCOLOOR

TYPE:

Suspension

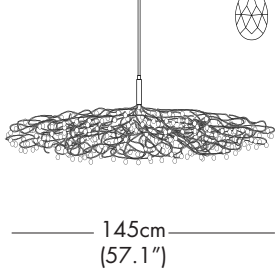
PROJECT NAME:

												120V	
MODEL #			SHADE COLOR			FIXTURE HEIGHT			HALO	LED	VOLTAGE		
													

SHADE OPTIONS

ST = STANDARD GCY 2 3 4 5 7 10 15 18 22

ZEPPELIN



MODEL - ZEPPELIN HL 15

LIGHT SOURCE OPTIONS

H = HALOGEN - 15 x 10W 12V G4
 or
 L = LED - 15 x 1.5W 12V 2700K WW
 100 Lumens each LED 30,000 hours

FIXTURE HEIGHT OPTIONS (A)

32 = 32"
 44 = 44"
 56 = 56"

CH = Custom height available. Please contact our office.

NOTE 1: Suspension Rod is not field cuttable.

NOTE 2: Height stated above may vary + - 1" - 4" due to the fixture arms can be adjusted slightly as the fixture is hand made and organic in shape.

SPECIFICATION SHEET

HARCOLOOR DESIGN

DIMMING NOTE:

HALOGEN VERSION - Dimmable with a Low-Voltage Electronic dimmer.
 LED VERSION - Dimmable with a leading edge or trailing edge TRIAC dimmer.