

LUCERNAE™

SERIES

TYPE:

PROJECT NAME:

lucernae

• technical data

Simple and elegant collection, inspired by the archetype of the lantern that lighted up entrances and facades of important palaces. The unusual contrast of the materials used: this is the novelty that makes it familiar, even in its renewed decorative look. The blown glass "rigadin", that spreads into precious light glares is attached to a mirrored steel locking hat and the linen lampshade in warm and neutral tones is placed under it.

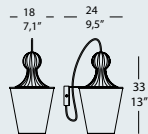
The fabric used for the lampshades passed the glow wire test at 850°C, which makes it suitable for installation in public spaces.



Frame: mirror finish steel metal.

Glass: blown "rigadin".

Diffuser: linen lampshades in ivory, white, tobacco and dove-grey. Glow wire test 850°.



LUCERNAE PA 1

1 x MAX 53W E26 alo. ENERGY SAVER

or

1 x MAX 23W E26 PL-EL ENERGY SAVING



BI: White



AV: Ivory



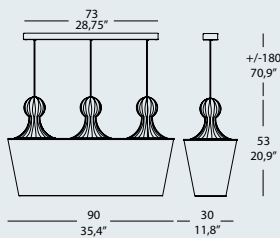
TB: Tobacco



TO: Dove-Grey



SPECIFICATION SHEET

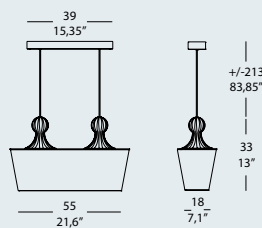


LUCERNAE SO 90

3 x MAX 70W E26 alo. ENERGY SAVER

or

3 x MAX 27W E26 PL-EL ENERGY SAVING

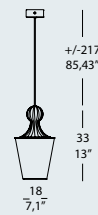


LUCERNAE SO 55

2 x MAX 53W E26 alo. ENERGY SAVER

or

2 x MAX 23W E26 PL-EL ENERGY SAVING

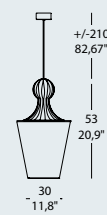


LUCERNAE SO 18

1 x MAX 53W E26 alo. ENERGY SAVER

or

1 x MAX 23W E26 PL-EL ENERGY SAVING



LUCERNAE SO 30

1 x MAX 70W E26 alo. ENERGY SAVER

or

1 x MAX 27W E26 PL-EL ENERGY SAVING

SCANGIFT®

WWW.SCANGIFT.COM